



ROLA-CASE

MULTIPLE STORAGE SYSTEMS

End Panels & Accessories

END PANELS

Construction: 1.1mm zinc coated steel
All Fixing Components Included.



RSPEP/HK



Lead Hook - Holds extension leads, hoses, etc.

RSPEP/MH



Tool Rack - Holds tools of different shapes and sizes.

RSPEP/TY



Tool Tray - Holds loose tools and/or equipment

RSGBH/9KG



Tank Holder
Comes with vibration insert, rubber pinch-weld and strap. Floor mount.

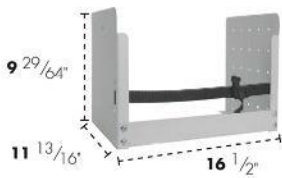
Dimensions:
Width: 14 49/64"
Depth: 13 3/16"
Height: 11 39/64"

*Gas Bottle Not Included

Construction: 1.1mm zinc coated steel. All fixing components included.

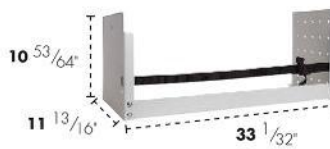
RSFLE - Floor mount end panels and strap.

RS420A - Adapting bracket to suit 4 series frame.




RSFLE - Floor mount end panels and strap.

RS840A - Adapting bracket to suit 8 series frame.



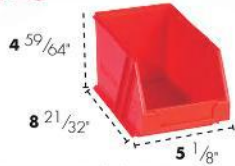
RSFLE - Floor mount end panels and strap.

RS120A - Adapting bracket to suit 12 series frame.



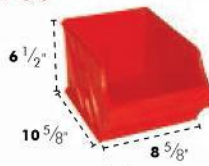
Both part numbers will be required to make full floor mount enclosure kit

RP25



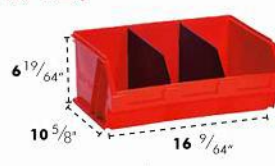
Small Plastic Bin
1 Compartment

RP60



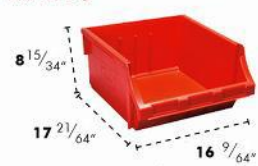
Med Plastic Bin
1 Compartment

RP120



Large Plastic Bin
3 Adjustable Compartments

RP240



X - Large Plastic Bin
3 Adjustable Compartments
(Dividers RP240/D sold separately)

RP100



Small Plastic Bin
3 Adjustable Compartments

RP200



Med Plastic Bin
3 Adjustable Compartments

RP400X100



Large Plastic Bin
3 Adjustable Compartments

RP400X200



Large Plastic Bin
3 Adjustable Compartments